



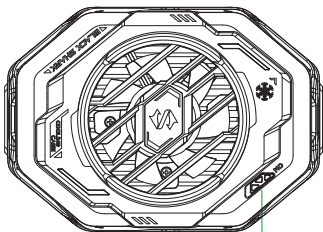
**黑鲨冰封制冷背夹3 专业版**

**Black Shark FunCooler 3 Pro**

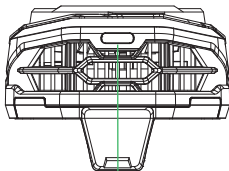
使用产品前请仔细阅读本说明书，并妥善保管。

Read this manual carefully before use, and retain it for future reference.

## Device layout

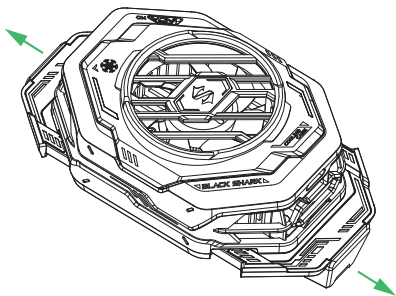


On/Off button



Type-C power port

## How to use your cooler



Pull the side arms to fit your phone.

## Configuring the cooler

1. Download and install the app.



Black Shark phone support performing configuration in the Shark Space. There is no need to download the app. And please make sure the OS version of the phone is the latest.

2. Switch on the cooler.

- 1) Attach the cooler to the back of your phone and keep it as close as possible to your phone. When installing, watch out the buttons on the side of the phone.
- 2) Connect the adapter to the cooler through the USB-C cable. Make sure the output power of the adapter is no less than 20W.
- 3) Switch on the cooler.

Once the power is on, the cooler enters Bluetooth pairing mode. If no phone connect to the cooler, the green light will flash for 30 seconds, and then the lighting effect will be restored to the user settings or factory default mode. Bluetooth pairing mode will always be on.

3. (Optional)\* Configure the cooler.

- 1) Turn on Bluetooth on the phone, and connect the cooler in the Shark Space or app.
- 2) Set the lighting effect and cooling mode. Also, you can view the temperature data of the cooler in Shark Space or the app.

\*If “(Optional) Configure the cooler” is not performed, the cooler will be the default mode.

\*When the cooler is working, the temperature of the device decreases. Then the warm and humid air will condense into water droplets and attach to the surface of the cooler. This is normal.

## Specifications

Product Name: Black Shark FunCooler 3 Pro

Model: BR31

Connection method: Bluetooth 4.2

Support OS: Android 6.0 or above, iOS 12 or above

Power port: Type-C

Compatibility: phones of width between 67mm and 88mm

Contents: Cooler x 1, USB type-C cable\* x 1, User manual x 1, QR code card x 1

\*The USB type-C cable does not support fast charge for mobile phone.

## EU Regulations



Hereby, [Blackshark Technologies (Nanchang) Co., Ltd.] declares that this equipment is in compliance with Electromagnetic Compatibility Directive 2014/30/EU.

The full text of the EU declaration of conformity is available at <https://global.blackshark.com>.

Manufacturer: Blackshark Technologies (Nanchang) Co., Ltd.

Address: Room 815-1, Floor 8, Block A, Huajiang Building, No.1 Tsinghua Science Park, No.299, Yupingdong Street, Nanchang Economic and Technological Development Zone, Nanchang City, Jiangxi Province

EU-Representative: Triskelion Technology SL

Address: Paseo de la Castellana 77, ed wework, 28046, Madrid, Spain

Contact Email: [info.eu@blackshark.com](mailto:info.eu@blackshark.com)

## For more information

Join us in the Black Shark community at <https://global.blackshark.com>.

Like us on Facebook at <https://www.facebook.com/BlackSharkGlobal>.

Follow us on Twitter at [https://twitter.com/blckshrkr\\_global](https://twitter.com/blckshrkr_global).

Subscribe to us on YouTube at <https://www.youtube.com/c/BlackSharkGlobal>.

YouTube is a trademark of Google LLC.

For more information about warranty, visit <https://global.blackshark.com>.

Copyright © 2022 Blackshark Technologies (Nanchang) Co., Ltd. All Rights Reserved.

All illustrations in this guide are for your reference only. The actual device may vary. If there is any inconsistency between this guide and the description on the official website, please refer to the description on the official website. BLACK SHARK may update this guide without prior notice. Changes will be incorporated into new editions of this guide.